



# Parent Meeting Introduction to Read Write Inc.



Teach a child to read and keep that child reading and we will change everything.

**And I mean everything.**

*Jeanette Winterson*



# Progress groups

Group children by phonic stages.

Teach to the group's challenge level.

Re-assess all children every half term.

Group children by their progress in word reading and fluency.

# One-to-one tutoring – ‘keep up, not catch up!’



Speedy sounds + Fred =  
decoding



+



# Speed Sounds Set 1

Consonant sounds – stretchy

f	l	m	n	r	s	v	z	sh	th	ng nk
---	---	---	---	---	---	---	---	----	----	----------

Consonant sounds – bouncy

b	c k	d	g	h	j	p	qu	t	w	x	y	ch
---	--------	---	---	---	---	---	----	---	---	---	---	----

Vowel sounds – bouncy

a	e	i	o	u	ay	ee	igh	ow
---	---	---	---	---	----	----	-----	----

Vowel sounds – stretchy

Vowel sounds – stretchy

oo	oo	ar	or	air	ir	ou	oy
----	----	----	----	-----	----	----	----









# Pure Sounds ([ruthmiskin.com](http://ruthmiskin.com))



**Make friends with Fred!**



# Set 1 Speed Sounds

Sound	Say the sound		Read the sound	Review the sounds	Write the letter		Speed write	Fred Talk (oral)
s (stretchy - see p.34)	 Keep your teeth together and hiss		 Use Picture Sound Cards: ssssnake, ssssnail, sssspider, ssssun  Draw the snake on the board, then write s next to it.	 Spot the new sound in the pack	 		 Select 3 sounds you have taught children so far.	 s-a-dsad s-a-t sat s-i-t sit

# Virtual Classroom films

fun


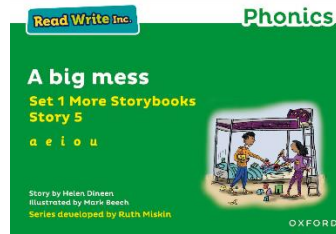



• • •



# Virtual Classroom



# What books will children bring home?



**Green Set 1 Storybook 5 Black Hat Bob**  
 Practice reading at home with this phonically decodable eBook from Read Write Inc. Phonics. Speed Sounds: all of Set 1. Focus: a e i o u.  
[R01 Phonics Green](#) [Core Storybook](#)  
[Open eBook](#) [Open quiz](#)

**Phonics Practice at Home Green Quiz 5**  
 Phonics Practice at Home quizzes are designed to reinforce the Speed Sounds lessons and Storybook reading activities that have taken place at school. Green Quiz 5 is suitable for children who are currently reading Green Storybook 5. Speed Sounds Focus: all of Set 1, Set 2 by re-ign new so. Word Focus: Green Speeds Green Words, Set 2 Phonics Green Words, Set 1 Multi-syllabic Words, Red Words.  
[R01 Phonics Green](#)  
[Open](#)



At five years old:

Never read to - 4,622 words

1-2 times a week - 63,570 words

3-5 times a week - 169,520 words

Daily - 296,600 words

Five books a day - 1,483,300 words

*Science Daily (2019)*

<https://www.sciencedaily.com/releases/2019/04/190404074947.htm>



The number and quality of the conversations they have with adults and peers throughout the day in a language-rich environment is crucial.

*The reading framework*  
*Teaching the foundations of literacy*  
*DfE, July 2023*

# Talk with children

Cooking:


ingredients, heavy, light, knead, yeast, dough, temperature, moisture, creamy, whisk...

Walks:

narrow, wide, curved, symmetrical, mottled, speckled, spiky, sharp, thorn...

# Choose the best stories for your storytime

Old and gold



New and bold




# Reading aloud is transformational


Being read *to* is the most powerful predictor of a child's future reading comprehension.

# What can I do?

1. Use pure sounds rather than letter names.
2. Use Fred Talk to help your child to read and spell words.
3. Listen to your child read their Storybook every day.
4. Watch the Virtual Classroom films together.
5. Read stories to your child every day.




Learning to read at home



### Parents, carers and families

We support our schools to work in partnership with you at home. This includes books for home reading, information booklets and a Virtual Classroom with films for children to practise.

#### Using the Virtual Classroom




See how to support your child at home with our Virtual Classroom.

### Films

These 17 films show you step by step how to teach children to read and write with Read Write Inc. Phonics. If your child is in a school that teaches Read Write Inc. or if you have bought a parent pack, the films will help you and your child practise together at home. If you have a question, please get in touch via our [Facebook](#) or [i](#) pages and subscribe to our [YouTube](#) channel.

Parent and carer films 17 Videos

- How Read Write Inc. phonics works... 2:47
- Understanding how phonics works... 2:58
- How to help your child learn to read... 2:45
- What to expect from the phonics... 1:52
- Parents: how to listen to your child... 2:25
- Why read to your child? 2:08
- 10 things to think about when... 2:04



What is Read Write Inc. Phonics?

### Home reading guidance documents

- Parent FAQs
- Handwriting phrases
- Fred Games
- List of Read Write Inc. reading books

# Online resources available

Ruth Miskin Families Page:

<https://www.ruthmiskin.com/parentsandcarers/>

Ruth Miskin Facebook:

<https://www.facebook.com/miskin.education>

Free e-books for home reading:

<http://www.oxfordowl.co.uk/Reading/>

Any questions?

